

RXZE2S114M

socket RXZ - separate contact - 10 A - < 250 V -
connector - for relay RXM4..



Main

Range of product	Zelio Relay
Product or component type	Socket
Contact terminal arrangement	Separate
Product compatibility	Plug-in relay RXM (4 C/O) Plug-in relay REXL (4 C/O)
Shape of pin	Flat
Device short name	RXZ
Sale per indivisible quantity	10

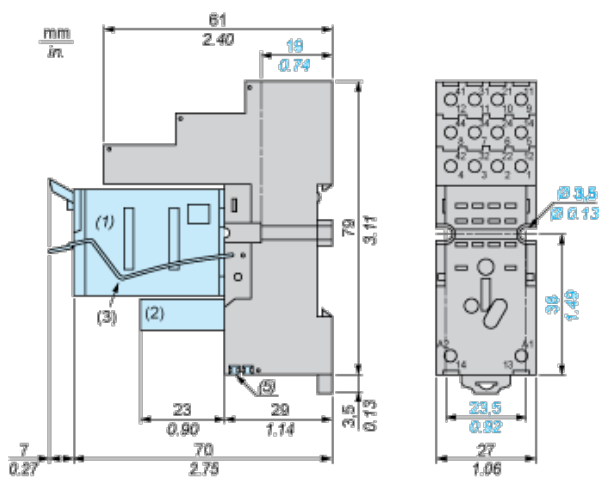
Complementary

[Ith] conventional free air thermal current	10 A 5 A , with bus jumper 5 A , with bus jumper
[Ue] rated operational voltage	< 250 V
Tightening torque	<= 1 N.m (M3 screw(s))
Fixing mode	By screw panel Clip-on 35 mm symmetrical DIN rail
Marking	CE
Width	27 mm
Product weight	0.07 kg

Environment

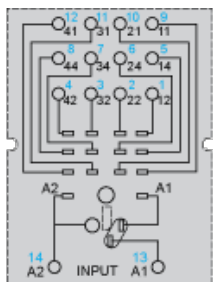
connections - terminals	Connector, flexible cable with cable end 1 x 0.25...1 x 2.5 mm ² / AWG 22...AWG 14 Connector, flexible cable with cable end 2 x 0.25...2 x 1 mm ² / AWG 22...AWG 17 Connector, solid cable without cable end 1 x 0.5...1 x 2.5 mm ² / AWG 20...AWG 14 Connector, solid cable without cable end 2 x 0.5...2 x 1.5 mm ² / AWG 20...AWG 16
standards	IEC 61984
product certifications	CSA UL Lloyd's
ambient air temperature for storage	-40...85 °C
ambient air temperature for operation	-40...55 °C
IP degree of protection	IP20 conforming to EN/IEC 60529
dielectric strength	2500 V

Dimensions



- (1) Relays
- (2) Protection module
- (3) Maintaining clamp
- (4) 2 elongated holes $\varnothing 3.5 \text{ mm} \times 6.5 \text{ mm} / \varnothing 0.13 \text{ in.} \times 0.25 \text{ in.}$
- (5) 2 bus jumpers

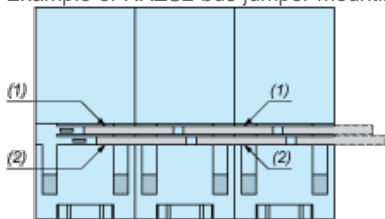
Wiring Diagram



Symbols shown in blue correspond to Nema marking.

Bus Jumpers Mounting on Sockets with Separate Contacts

Example of RXZS2 bus jumper mounting on sockets (view from below)



- (1) 2 bus jumpers (polarity A2)
- (2) 2 bus jumpers (polarity A1)