

## Product data sheet

### Characteristics

# ABL6TS10B

## voltage transformer - 230..400 V - 1 x 24 V - 100 VA



### Main

Range of product	Modicon Transformer Optimized
Product or component type	Safety and isolation transformer
Rated power in VA	100 VA
Input voltage	230 V AC single phase, terminal(s): N-L1 400 V AC phase to phase, terminal(s): L1-L2
Output voltage	24 V AC
Secondary winding	Single
Protective cover	Without
Ambient air temperature for operation	-20...50 °C

### Complementary

Input voltage limits	207...253 V 360...440 V
Network frequency limits	47...63 Hz
Input voltage tolerance	+/- 15 V
Efficiency	86 %
Power dissipation in W	16.3 W
Output sustained overvoltage	9 % (no load, hot state)
Maximum voltage drop at rated load	0 %
No load losses	7.1 W
Short-circuit voltage	0,0786
Output protection type	Against overload, protection technology: external Against overvoltage, protection technology: external Against short-circuits, protection technology: external
Connections - terminals	For input connection: screw type terminals, connection capacity: 5 x 4 mm <sup>2</sup> AWG 11 For input ground connection: screw type terminals, connection capacity: 1 x 4 mm <sup>2</sup> AWG 11 For output connection: screw type terminals, connection capacity: 2 x 4 mm <sup>2</sup> AWG 11
Marking	CE
Fixing mode	By 4 screws diameter: 4.8 mm on vertical panel, operating position: horizontal By 4 screws diameter: 4.8 mm on vertical panel, operating position: vertical By clips (with mounting plate) on 35 mm symmetrical DIN rail By 4 screws diameter: 4.8 mm on horizontal panel with derating to 90 %
Operating altitude	3000 m
Electrical insulation class	Class B
Width	85.0 mm
Height	86.0 mm
Depth	94.0 mm
Product weight	2 kg

The information provided in this documentation contains general descriptions and/or technical characteristics of the performance of the products contained herein. This documentation is not intended as a substitute for and is not to be used for determining suitability or reliability of these products for specific user applications. It is the duty of any such user or integrator to perform the appropriate and complete risk analysis, evaluation and testing of the products with respect to the relevant specific application or use thereof. Neither Schneider Electric Industries SAS nor any of its affiliates or subsidiaries shall be responsible or liable for misuse of the information contained herein.

## Environment

Product certifications	UR EAC DNV-GL
Standards	UL 506
IP degree of protection	IP20
Environmental characteristic	EMC conforming to EN 62041 Safety conforming to EN 61558-1 Safety conforming to EN 61558-2-6
Protective treatment	TC
Ambient air temperature for storage	-40...80 °C
Overvoltage category	Class I conforming to VDE 0106-1
Dielectric strength	2000 V between winding and ground 4000 V between primary and secondary

## Packing Units

Unit Type of Package 1	PCE
Number of Units in Package 1	1
Package 1 Weight	2.218 kg
Package 1 Height	12.5 cm
Package 1 width	14 cm
Package 1 Length	18.5 cm
Unit Type of Package 2	P06
Number of Units in Package 2	60
Package 2 Weight	146.44 kg
Package 2 Height	73.5 cm
Package 2 width	60 cm
Package 2 Length	80 cm

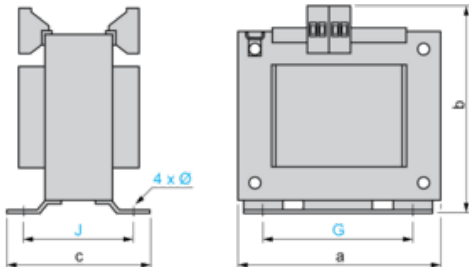
## Offer Sustainability

Sustainable offer status	Green Premium product
REACH Regulation	<a href="#">REACH Declaration</a>
EU RoHS Directive	Pro-active compliance (Product out of EU RoHS legal scope) <a href="#">EU RoHS Declaration</a>
Mercury free	Yes
RoHS exemption information	<a href="#">Yes</a>
China RoHS Regulation	<a href="#">China RoHS Declaration</a>
Environmental Disclosure	<a href="#">Product Environmental Profile</a>
PVC free	Yes

## Contractual warranty

Warranty	18 months
----------	-----------

Dimensions



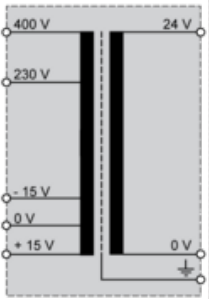
Dimensions in mm

a	b	c	G	J	Ø
85	94	86	64	65.5	4.8

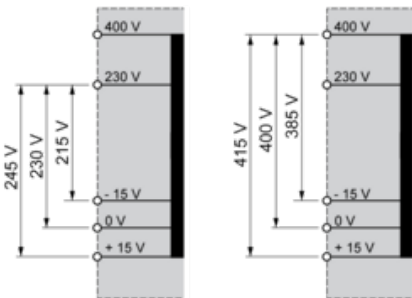
Dimensions in in.

a	b	c	G	J	Ø
3.35	3.70	3.39	2.52	2.58	0.19

## Internal Scheme



## Primary Voltage Wiring



## Secondary Voltage Wiring

