

Product data sheet

Characteristics

PDL680M32RWH

Switch 600 Series Mechanism - Single-pole - 1-gang - Marked RANGE-OFF - 250 V - 32 A / 20 AX - White



Main

Range of product	600 Series
Product or component type	Switch
Control type	Rocker






Complementary

Material	PA (polyamide)
Colour tint	White
Surface finish	Gloss
Installation direction	Vertical
Length	23 mm
Width	23 mm
Rated current	20 AX 32 A
[Ue] rated operational voltage	250 V
Network type	AC
Motor M-rating AS3133	M180
Number of gangs	1 gang
Number of poles	1
Mounting mode	Front
Ambient air temperature for operation	-10...40 °C
Cable cross section	2 x 6 mm ²

Packing Units

Unit Type of Package 1	PCE
Number of Units in Package 1	1
Package 1 Weight	19.2 g
Package 1 Height	35 mm
Package 1 width	23 mm
Package 1 Length	25 mm

Offer Sustainability

Sustainable offer status	Green Premium product
REACH Regulation	 REACH Declaration
EU RoHS Directive	Compliant  EU RoHS Declaration
Mercury free	Yes
RoHS exemption information	 Yes
China RoHS Regulation	 China RoHS Declaration
Environmental Disclosure	 Product Environmental Profile