


Product data sheet

Characteristics

PDL695WH

Socket Outlet 600 Series - Twin switched - Assembled - Horizontal - 250 V - 10 A - White



Main

Range of product	600 Series
Product or component type	Switched socket




Complementary

Control type	Rocker
Material	PC (polycarbonate)
Colour tint	White
Surface finish	Gloss
Installation direction	Horizontal
Width	118 mm
Height	74 mm
[Ue] rated operational voltage	230/240 V 50 Hz
Device mounting	Surface
Number of gangs	2 gangs
Fixing center	84 mm
Ambient air temperature for operation	-10...40 °C
Cable cross section	3 x 2.5 mm ²
Cut-out dimensions	50 mm
Quantity per set	Set of 5
Type of packing	Carton

Packing Units

Package 1 Weight	102.000 g
Package 1 Height	30.000 mm
Package 1 width	75.000 mm
Package 1 Length	115.000 mm

Offer Sustainability

Sustainable offer status	Green Premium product
REACH Regulation	 REACH Declaration
EU RoHS Directive	Compliant  EU RoHS Declaration
Mercury free	Yes
RoHS exemption information	 Yes

China RoHS Regulation

 [China RoHS Declaration](#)

Environmental Disclosure

 [Product Environmental Profile](#)
