

## Product data sheet

### Characteristics

# XB5EV57L4

Harmony XB5, Pilot light 3 phases voltage, indicator with 3 LED, white, 400 V AC



### Main

Range of product	Harmony XB5
Product or component type	Monolithic pilot light
Device short name	XB5
Bezel material	Plastic
Fixing collar material	Plastic
Mounting diameter	30 mm
Sale per indivisible quantity	1
Shape of signaling unit head	Round
Cap/operator or lens colour	Clear
Light source	Protected LED
Bulb base	Integral LED
Light source colour	White
Network number of phases	3 phases
Device presentation	Monolithic product

### Complementary

Height	65.5 mm
Width	36 mm
Depth	77 mm
Product weight	0.065 kg
Connections - terminals	Faston terminals, connection size: 6.3 mm conforming to EN/IEC 60947-1
[Uimp] rated impulse withstand voltage	1 kV conforming to IEC 61000-4-5
Compatibility code	XB5
Supply voltage limits	450 V AC
Current consumption	2.6 mA
Service life	100000 h at rated voltage and 25 °C
Surge withstand	1 kV conforming to IEC 61000-4-5

### Environment

Ambient air temperature for storage	-40...70 °C
Ambient air temperature for operation	-30...70 °C
IP degree of protection	IP67 (front face) IP20 (back face)
IK degree of protection	IK10 conforming to IEC 50102
Standards	EN/IEC 60947-5-1 EN/IEC 60947-5-4 EN/IEC 60947-1
Resistance to fast transients	2 kV conforming to IEC 61000-4-4

The information provided in this documentation contains general descriptions and/or technical characteristics of the performance of the products contained herein. This documentation is not intended as a substitute for and is not to be used for determining suitability or reliability of these products for specific user applications. It is the duty of any such user or integrator to perform the appropriate and complete risk analysis, evaluation and testing of the products with respect to the relevant specific application or use thereof. Neither Schneider Electric Industries SAS nor any of its affiliates or subsidiaries shall be responsible or liable for misuse of the information contained herein.

Resistance to electromagnetic fields	10 V/m conforming to IEC 61000-4-3
Electromagnetic compatibility	Electrostatic discharge - test level: 8 kV (in free air (in insulating parts)) conforming to IEC 61000-4-2 Electrostatic discharge - test level: 4 kV (on contact (on metal parts)) conforming to IEC 61000-4-2

## Packing Units

Unit Type of Package 1	PCE
Number of Units in Package 1	1
Package 1 Weight	63 g
Package 1 Height	4 cm
Package 1 width	4.5 cm
Package 1 Length	9 cm
Unit Type of Package 2	S01
Number of Units in Package 2	50
Package 2 Weight	3.375 kg
Package 2 Height	15 cm
Package 2 width	15 cm
Package 2 Length	40 cm

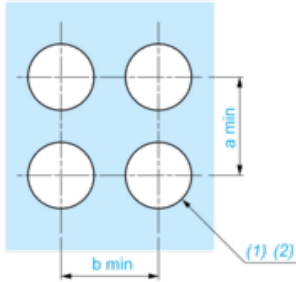
## Offer Sustainability

Sustainable offer status	Green Premium product
REACH Regulation	<a href="#">REACH Declaration</a>
REACH free of SVHC	Yes
EU RoHS Directive	Pro-active compliance (Product out of EU RoHS legal scope) <a href="#">EU RoHS Declaration</a>
Mercury free	Yes
RoHS exemption information	<a href="#">Yes</a>
China RoHS Regulation	<a href="#">China RoHS Declaration</a>
Environmental Disclosure	<a href="#">Product Environmental Profile</a>
Circularity Profile	<a href="#">End Of Life Information</a>
WEEE	The product must be disposed on European Union markets following specific waste collection and never end up in rubbish bins



Panel Cut-out for Pilot Light(Finished Holes, Ready for Installation)

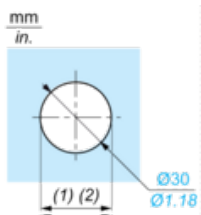
Connection by Faston Connectors



- (1) Diameter on finished panel or support
- (2) Ø30 mm recommended / Ø1.2 in. recommended

Connections	a in mm	a in in.	b in mm	b in in.
By Faston Connectors	40	1.57	40	1.57

Panel Cut-out

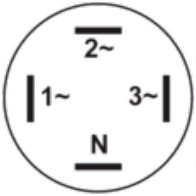


- (1) Diameter on finished panel or support
- (2) Ø30 mm recommended / Ø1.2 in. recommended

---

Wiring Diagram

---



- (1) Phase 1
- (2) Phase 2
- (3) Phase 3
- (N) Neutral