

CU Vintols

CU VINTOL 25 NL WH V75 1HM

Contact

Sales and Customer Solutions
sales.nz@nexans.com

Nexans Ref.: BABP16A1001WVNA

Country Ref.: 6139.1

Cu conductor, PVC insulated, PVC sheath. 0.6/1 kV. Made to AS/NZS 5000.1

DESCRIPTION

Application

- Industrial and commercial applications (predominantly)
- Some domestic applications
- For use in various situations to supply the main power from the point of supply (either single or three phase application) to buildings, equipment, eg, switch board to main control cabinet, main between floors and buildings, cable cabinet to motor, etc. Commonly used in Power Authority work.



STANDARDS

National AS/NZS 5000.1

CHARACTERISTICS

Construction characteristics

Sheath colour	White
Conductor material	Copper
Type of conductor	Circular, stranded
Insulation	PVC
Outer sheath	PVC
Insulation colour	White
With Green/Yellow core	No
With smaller neutral conductor	No

Dimensional characteristics

Conductor cross-section	25 mm ²
Nominal overall diameter	11.8 mm
Gland Size (A2 or A2F)	20
Approximate weight	0.35 kg/m
Neutral conductor section (when smaller)	- mm ²
Number of cores	1

Electrical characteristics

Max. DC resistance of the conductor at 20°C	0.727 Ohm/km
Permissible short circuit current conductor 1s	2.8 kA
Rated Voltage U ₀ /U (U _m)	0.6/ 1 (1.2) kV

Mechanical characteristics















Cable flexibility	Rigid
-------------------	-------

Usage characteristics

Max. conductor temperature in service	75 °C
Packaging	-

CURRENT CARRYING CAPACITIES SINGLE PHASE (IN AMPS) - SINGLE CONDUCTOR PVC

Copper conductor - Circular stranded - Insulation PVC Aluminum conductor - Circular stranded except 240 mm² Compact circular stranded - Insulation PVC Max. Conductor Temperature 75C

Conductor cross-section [mm ²]																	
	Cu	Al	Cu	Al	Cu	Al	Cu	Al	Cu	Al	Cu	Al	Cu	Al			
25	76	-	62	-	62	-	94	-	142	-	128	-	55				
	Air Spaced from Surface, Unenclosed			Air touching, unenclosed			Air enclosed			Buried direct			Buried in single-way duct			Buried in multi-way duct	
	Cable surrounded by thermal insulation, unenclosed																

Note

© Copyright Standards New Zealand 2012.















Content in this table and the typical New Zealand installation conditions are derived from AS/NZS 3008.1.2:2010 and has been reproduced or adapted with permission from Standards New Zealand under Copyright Licence 000926. Please refer to the complete Standard for full details available for purchase from Standards New Zealand at www.standards.co.nz.

The values are for typical New Zealand installation conditions of:

- Ambient Air Temperature: 30°C
- Soil Temperature: 15°C
- Soil Thermal Resistivity: 1.2 K.m/W
- Depth of Burial: 0.5 m

CURRENT CARRYING CAPACITIES THREE PHASE (IN AMPS) - SINGLE CONDUCTOR PVC

Single Conductor PVC (three phase) PVC insulation Unarmoured Sheathed or unsheathed For cables up to and including 0.6/1 kV @ 50 Hz AC.

Conductor cross-section [mm ²]																	
	Cu	Al	Cu	Al	Cu	Al	Cu	Al	Cu	Al	Cu	Al	Cu	Al			
25	117	-	111	-	92	-	147	-	129	-	110	-	55				
	Air Spaced from Surface, Unenclosed			Air touching, unenclosed			Air enclosed			Buried direct			Buried in single-way duct			Buried in multi-way duct	
	Cable surrounded by thermal insulation, unenclosed																

Note

© Copyright Standards New Zealand 2012.

Content in this table and the typical New Zealand installation conditions are derived from AS/NZS 3008.1.2:2010 and has been reproduced or adapted with permission from Standards New Zealand under Copyright Licence 000926. Please refer to the complete Standard for full details available for purchase from Standards New Zealand at www.standards.co.nz.

CU Vintols

CU VINTOL 25 NL WH V75 1HM

Contact

Sales and Customer Solutions
sales.nz@nexans.com

The values are for typical New Zealand installation conditions of:

- Ambient Air Temperature: 30°C
- Soil Temperature: 15°C
- Soil Thermal Resistivity: 1.2 K.m/W
- Depth of Burial: 0.5 m