

Julie

IP65 LED luminaire



Meet Julie

With a tough exterior, Julie is the optimal choice for industrial and commercial applications

- High quality, low energy lighting in wet and dusty environments
- High quality opal diffuser for uniform lighting
- Ideal for replacement and refurbishment projects
- 4000 lm (40 W), 6000 lm (60 W), up to 100 lm/W
- Colour Temperature 4000 K



IP65:
Dust tight and water resistant



Save up to 60% energy compared to T8 fluorescent



IK08 rated
impact resistance



Lengths of 1232 mm and 1532 mm



2h emergency version available



50 000 hours lifetime

Ideal for...



Car parks



Workshops



Underpasses



Storage facilities

Installation/Mounting

Suitable for surface mounting. 4 x 10 mm stainless steel self-tapping screws (not included) can be applied to prevent unauthorised opening of the luminaire.

Material/Finish

Canopy: Polycarbonate
Diffuser: Opal polycarbonate
Bracket: Stainless steel

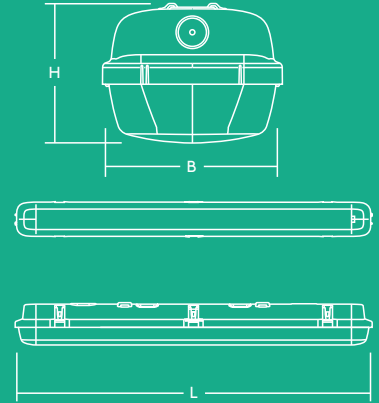
Specification

- Class I electrical
- IP65
- IK08
- Ambient operating temperature:
-20 to +40°C STD, 0 to +25°C EL2



L B H

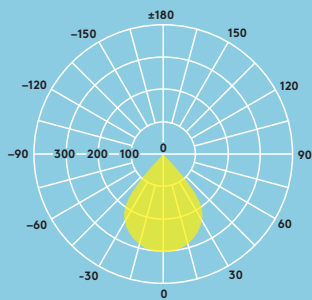
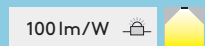
JULIE 1200 LED IP65 4000	1232	103	78
JULIE 1500 LED IP65 6000	1532	103	78



Lighting distribution

Julie LED 6000lm

cd/klm ULOR: 8% DLOR: 92% LOR: 100%



Ordering guide

Description	Wt (kg)	SAP Code
JULIE 1200 LED IP65 4000 840	1.50	96665577
JULIE 1500 LED IP65 6000 840	1.95	96665580
Emergency versions		
JULIE 1200 LED IP65 4000 840 EL2*	1.90	96646833
Spare part		
JULIE LED Spare Mount Kit		96628409

*AS 2293 Emergency Classification
C0 = D40, C90 = D25
2 Hour Maintained, LED Emergency Luminaire

Light source information

- Life time 50 000 hours (@L70B50, Ta 25°C)
- 4000lm (40 W), 6000lm (60 W), up to 100lm/W
- Colour temperature 4000 K
- CRI80
- McAdams (initial): 4 step

