

PVC Neutral Screened Cables single core and two cores

CU NSCRN 2X 2.5 3.2

Contact

Sales and Customer Solutions
sales.nz@nexans.com

Nexans Ref.: DAEP07PX002CXAB

Country Ref.: 5862

Cu conductors, PVC insulation, Cu wire neutral screen, Black PVC sheath. 0.6/1 kV. Made to AS/NZS 4961.

DESCRIPTION

Application

- Industrial, commercial and domestic applications
- For use in various situations to supply the main power from the point of supply to buildings, equipment, sheds, eg, switch board to main control cabinet, main between floors and buildings, cable cabinet to motor, etc.



STANDARDS

National AS/NZS 4961



Conductor flexibility
Class 2



Rated Voltage U₀/U (Um)
0.6/1 (1.2) kV



Cable flexibility
Rigid



Max.conductor temp.in service
75 °C

All drawings, designs, specifications, plans and particulars of weights, size and dimensions contained in the technical or commercial documentation of Nexans is indicative only and shall not be binding on Nexans or be treated as constituting a representation on the part of Nexans.

Generated 8/12/21 www.nexans.co.nz Page 1 / 3

PVC Neutral Screened Cables single core and two cores

CU NSCRN 2X 2.5 3.2

Contact

Sales and Customer Solutions
sales.nz@nexans.com

CHARACTERISTICS

Construction characteristics

Pilot wires	None
Conductor material	Copper
Type of conductor	Circular, stranded
Insulation	PVC
Screen	Copper wire
Outer sheath	PVC
Colour	Black
Conductor flexibility	Class 2
Conductor shape	Circular
Core identification	White, Red
With Green/Yellow core	No
With smaller neutral conductor	No

Dimensional characteristics

Number of cores	2
Conductor cross-section	2.5 mm ²
Nominal overall diameter	- mm
Nominal overall diameter	11.5 x 15.3
Gland Size (A2 or A2F)	20
Gland Size (CX/Z)	20
Nominal outer sheath thickness	3.2 mm
Approximate weight	0.28 kg/m
Neutral conductor section (when smaller)	- mm ²

Electrical characteristics

Max. DC resistance of the conductor at 20°C	7.41 Ohm/km
Permissible short circuit current conductor 1s	- kA
Rated Voltage U ₀ /U (U _m)	0.6/ 1 (1.2) kV

Mechanical characteristics

Cable flexibility	Rigid
-------------------	-------

Usage characteristics

Max. conductor temperature in service	75 °C
---------------------------------------	-------













PVC Neutral Screened Cables single core and two cores

CU NSCRN 2X 2.5 3.2

Contact
Sales and Customer Solutions
sales.nz@nexans.com

CURRENT CARRYING CAPACITIES SINGLE PHASE (IN AMPS) - TWO CORE PVC NEUTRAL

Copper conductor Circular stranded Insulation PVC Max. Conductor Temperature 75C

Conductor cross-section [mm ²]						
	Cu	Cu	Cu	Cu	Cu	Cu
2.5	26	25	23	28	28	13
 Air Spaced from Surface, Unenclosed	 Air touching, unenclosed	 Air enclosed				
 Buried direct	 Buried in single-way duct	 Cable surrounded by thermal insulation, unenclosed				